

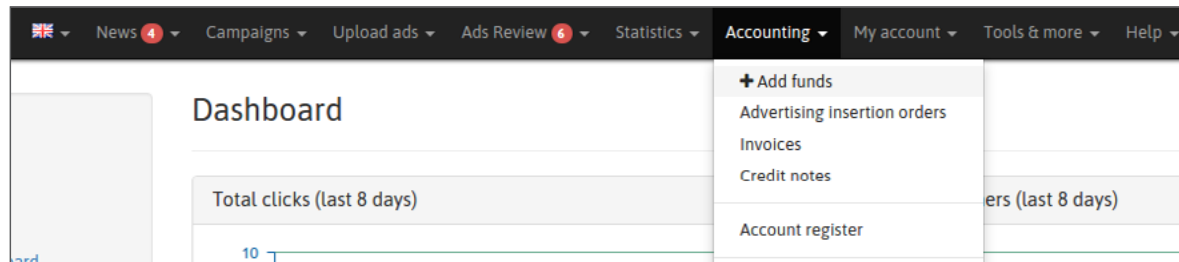
HOW TO ADD FUNDS BY CREDIT CARD



If you are interested in a Credit Card payment solution, please contact your Account Manager to activate this option. Once activated, please proceed this way :

STEP 1: Go to the accounting section of the menu bar

Click on "+Add funds"



Request an insertion order to make a payment

Step 1 - Add Funds Step 2 - Create Insertion Order Step 3 - Payment Confirmation

Advertising insertion order

Date: April 19, 2021

Payment type: **paxum** wire transfer vendo ePayService TransferWise

Amount: USD \$ ex/VAT % 21 vat \$ w/VAT

☐ As you have not provided your VAT number, you are liable to pay VAT with regard to the taxable transactions carried by you within our company.

Exchange rate: 1 EUR = 1.1978 USD

STEP 2: Select "VENDO" as payment solution

Request an insertion order to make a payment

Step 1 - Add Funds Step 2 - Create Insertion Order Step 3 - Payment Confirmation

Advertising insertion order

Date: April 19, 2021

Payment type: **paxum** wire transfer **vendo** ePayService TransferWise

Please select your amount range, and adjust your amount if needed with the slider

Offers:

Amount w/VAT	
€100.00	€1,100.00
€1,000.00	€2,000.00
€2,500.00	€5,000.00

Amount: EUR € 0 ex/VAT % 21 vat € w/VAT

☐ As you have not provided your VAT number, you are liable to pay VAT with regard to the taxable transactions carried by you within our company.

Exchange rate: 1 EUR = 1.1978 USD

Then set your amount range, and adjust the amount with the slider.

Please select your amount range, and adjust your amount if needed with the slider

Offers:

Amount w/VAT	
\$100.00	\$1,100.00
\$1,000.00	\$2,000.00
\$2,500.00	\$5,000.00

Amount: USD \$ 330.5785 ex/VAT % 21 vat \$ 400 w/VAT

STEP 3: Confirm your selection

You can confirm the creation of your **Advertising Insertion Order (A.I.O.)** by clicking on “**Create the insertion order**”.


Do you confirm the creation of this insertion order ?

Step 1 - Add Funds

Step 2 - Create Insertion Order

Step 3 - Payment Confirmation

After the insertion order is created, you will be redirected to Vendo to make the payment.

User	Traffic Factory (\$0.00)
Amount ex/VAT	\$330.57
VAT	21 %
Amount w/VAT	\$400.00
Date	August 14, 2018
Payment type	vendo
Company	 Traffic F, s.r.o. Krakovska 25 11000 Prague 1 Czech Republic VAT # CZ02908204 Registration # 02908204 Billing email: accounting.trafficfactory@webgroup-limited.com Paxum ID: accounting.trafficfactory@webgroup-limited.com Wire ID: CZ6680400000002001104417

[Go back and edit insertion order](#) [Create the insertion order](#)


STEP 4: Payment Confirmation

After the confirmation of the Advertising Insertion Order creation, you will be redirected to the VENDO platform.

1. Verify your pre-filled information and make sure it matches your Credit Card information.
2. Choose your **Payment Method**
3. Fill in the **Card Number** field, the **Expiration Date**, and the **CVV** code.
4. Click on “CONTINUE”.

vendo

Help English

 100% SECURE AND PRIVATE TRANSACTION - SSL ENCRYPTED

All prices are in \$ USD

You will gain access to TrafficFactory for Billed in one payment of 400,00 \$US.

Full Name

Factory Traffic

Country

France

Payment Method

Visa

Card number

Mastercard

Expiration Date

Maestro

CVV code

JCB

Diners Club

Discover

Carte Bleue

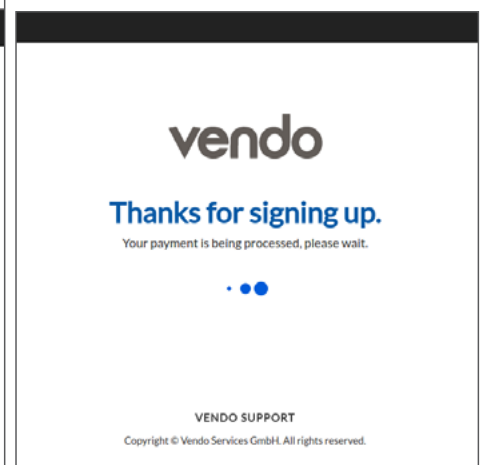
To protect your privacy, the following information may appear: "VendoStore" "TrafficFac" - VendoStore "Vendo".

☒ I certify that I am 18 years or older and agree to Vendo's [Terms & Conditions](#) of this purchase, and explicitly consent to Vendo's [Privacy Policy](#).

CONTINUE

Private & Discreet

Vendo complies with the [European Data Protection Regulation](#)



Further verification may be required via a 3D secure code process. If this is the case, please fill in the required information using the code you will have received on your mobile phone via SMS from your bank.

Once your payment has been accepted by VENDO, you will get a confirmation on the platform as follows:

Insertion order #TFYIO2018-015670 for Traffic Factory

Thank you, for your payment of \$384.40 via VENDO DIRECT PAYMENT.

Advertising Insertion order

Number

#TFYIO2018-015670

Related invoice

#18TFY012685

Status

Paid

Date

August 15, 2018

Amount

\$330.57 ex/VAT (\$400.00 w/VAT)

VAT

21 %

Payment type

VENDO

Print

PDF

History

Date	Description	Notes / References
August 15, 2018 12:23 PM	Created insertion order	
August 15, 2018 12:23 PM	Paid \$384.40 of \$400.00 (w/VAT) on August 15, 2018 with VENDO DIRECT PAYMENT	Transaction ID #58890224
August 15, 2018 12:23 PM	Insertion order paid	
August 15, 2018 12:32 PM	Paid \$15.60 of \$400.00 (w/VAT) on August 15, 2018 with VENDOFEEES	Charged Vendo fees for the payment of \$ 400.00 when creating invoice #18TFY012685 on 2018-08-15 12:32:49
August 15, 2018 12:32 PM	Credited advance of \$314.98	Auto credited by system for the payment of \$ 384.40 on 2018-08-15 12:32:49

Credits

Date	Amount	Balance after	Invoice	Notes
August 15, 2018 12:32 PM	\$314.98	\$315.00	#18TFY012685	Auto credited by system for the payment of \$ 384.40 on 2018-08-15 12:32:49

Payments

Transaction date	Created at	Amount	Type	Status	Bank	Reference	Actions
August 15, 2018	August 15, 2018 12:23 PM	\$384.40	VENDO DIRECT PAYMENT	REGISTERED		Transaction ID #58890224	

TRAFFIC FACTORY

WWW.TRAFFICFACTORY.COM

FOLLOW US:

TRAFFICFACTORY